

■NOTES

- Unplug the instrument when not in use.
- When storing the unit for long periods of time, disconnect the battery.
- You will hear some loss of level and distortion when the battery begins to run down.
- When using external power source, we recommend you use Ibanez AC adaptor AC-118.
- Do not remove the screws on bottom.

■SPECIFICATIONS

- Input Impedance 500K ohms
- Output Impedance 10K ohms
- Maximum Input Level +5 dBm
- Gain 0 dB
- Delay Time 10 – 300 m sec
- Equivalent Input Noise –100 dBm (IHF-A)
- Power Supply Two 9 Volt Batteries or external AC adaptor (AC-118)
- Size 125 mm, 4.9" (D) x 70 mm, 2.8" (W) x 52 mm, 2" (H)
- Weight 620 g, 1.4 lbs

© 1980-6 MI-AD1002 Printed in Japan

OWNERS MANUAL

ANALOG DELAY

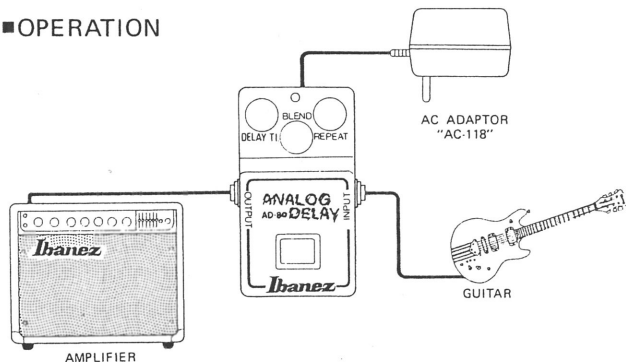
AD-80

Ibanez

■FEATURES

- Delay time is variable from 10 to 300 m sec.
- Low noise BBD and compander noise reduction circuitry combine to provide good frequency response and wide dynamic range.
- Stable effect operation is provided by the internal power supply circuitry, whether using the batteries or the optional AC adaptor.
- FET electronic switching provides clickless, popfree switching (Q-1 "Quiet One" switch)
- Battery can be changed without tools.
- LED indicator shows status of effect and battery condition.
- When using the unit for long periods of time, you can use external AC power by connecting the adaptor to the EXT. POWER jack.
- Zinc die cast construction and rugged rubber stopper assures durability.

■OPERATION



- ① Connect the input jack to your instrument. The circuit is automatically turned on when a plug is inserted.
- ② DELAY TIME — Turning CW (clockwise) increases delay time.
- ③ REPEAT — Controls the amount of delay signal feedback. On slapback delays REPEAT determines the number of repeats. On shorter delays REPEAT varies the coloration of the sound. Adjustable from no feedback at full CCW (counter-clockwise) to oscillation or infinite repeat at full CW.
- ④ BLEND — Mixes delay and dry sound. Turning BLEND CCW, from center position, increases emphasis on dry sound. Full CCW gives you only the dry sound. Turning the BLEND CW increases the delay sound. Full CW is delay only.
- ⑤ Soft touch FET electronic switch changes EFFECT/NORMAL.
- ⑥ LED indicator comes on when effect is on. If it is dim or does not light, replace the battery.
- ⑦ EXT D.C. — When using external D.C. supply, internal batteries are switched off.

■CHANGING THE BATTERY

- ① Push the tab marked "OPEN" and lift up.
- ② Replace the battery as shown in figure 2.
- ③ Put the battery cover into the groove and push to the end.

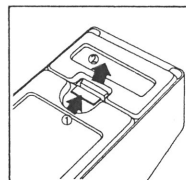


Fig. 1

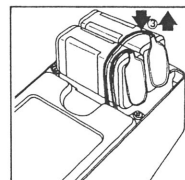


Fig. 2

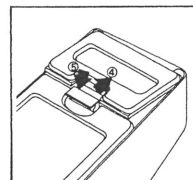


Fig. 3